


What is a Quilt Sleeve and why do I need one?

Quilt sleeves are designed to slip a pole or rod through, and then hang the quilt in some kind of frame. The most common need for a quilt sleeve is a quilt show. The sleeve fabric can be anything you like, but often matches the backing fabric or is a fabric that looks nice to the eye. Your sleeve should be strong enough to hold the weight of the quilt so a light-weight lace, for example, would not work unless your quilt is small.

Hanging Sleeve Instructions

A hanging sleeve is a fabric tube attached to the backside of a quilt to accommodate a rod used to hang the quilt for display. All quilts and wall hangings (except minis) submitted for the Quilt Show must have a 4" hanging sleeve.

1. Cut a strip of fabric 9" x the width of your quilt minus 2". If necessary, piece 9" strips together to get the required width.

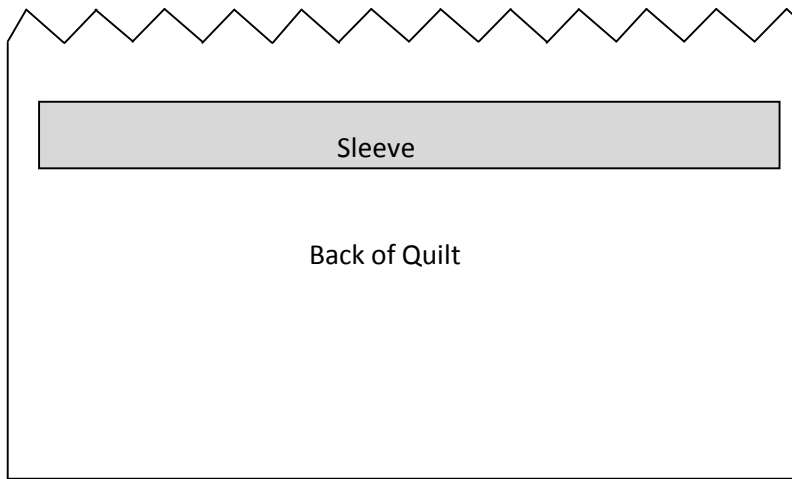
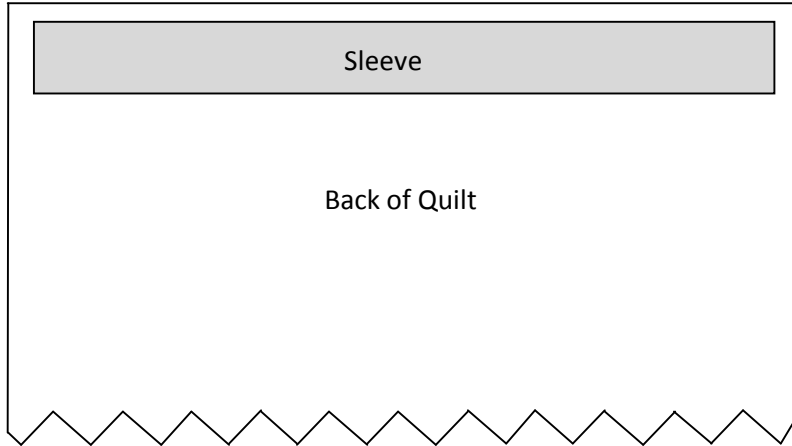


2. Turn under both ends $\frac{1}{2}$ " and stitch to form a hem.



3. With wrong sides together, stitch a $\frac{1}{4}$ " seam along the long edge to make a tube. Press the seam to one side. The pressed seam will be placed against the quilt.

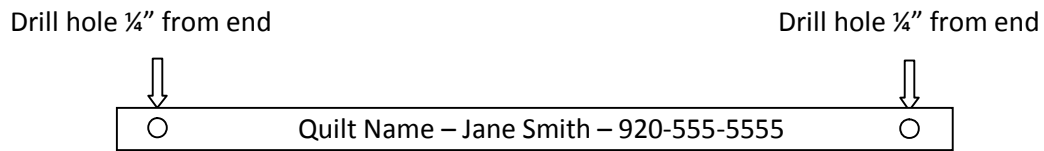
On the quilt back, center and pin the sleeve below the top edge binding if the quilt is no more than 112" in length. Securely blind stitch the top and bottom edges of the tube to the quilt back.



If the quilt is greater than 112" In length, the top of the sleeve must be sewn no more than 112" from the bottom of the quilt, even if that means the sleeve is in the middle of the design.

Art quilts must be delivered with a wooden or metal bar ready to be inserted into the quilt sleeve. The bar should have a ¼" hole drilled ¼" from each end of the bar. The sleeve should be shorter than the overall quilt width, so from the back, the bar and holes are easily accessible to hang the quilt. The bar should not be visible from the front of the quilt. The bar should be clearly labeled with the quilt name, quilter's name and phone number. If desired, a bottom sleeve and labeled bar may be used, but it is not necessary.

Bar Only Illustration



Art Quilt with Sleeve and Bar

